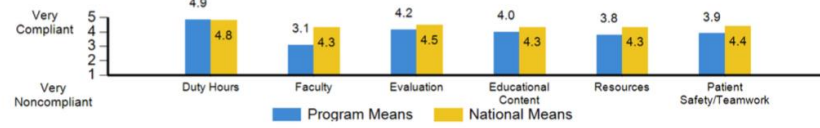


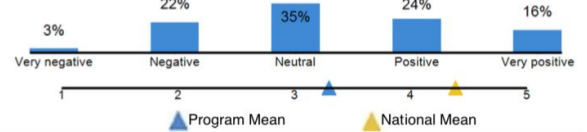
SEMCME Program Director Workshop: ACGME Survey Group Activity

ACGME Resident Survey Report for Program X

Program Means at-a-glance



Residents' overall evaluation of the program



Duty Hours



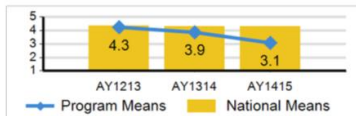
80 hours
1 day free in 7
In-house call every 3rd night
Night float no more than 6 nights
8 hours between duty periods (*differs by level of training*)[‡]
Continuous hours scheduled (*differs by level of training*)[‡]

Reasons for exceeding duty hours:

| | | | |
|---------------------------|----|---------------------------|----|
| Patient needs | 3% | Cover someone else's work | 5% |
| Paperwork | 8% | Night float | 0% |
| Additional Ed. Experience | 0% | Schedule conflict | 3% |
| | | Other | 8% |

| % Program Compliant | Program Mean | % National Compliant | National Mean |
|---------------------|--------------|----------------------|---------------|
| 97% | 4.6 | 94% | 4.7 |
| 100% | 4.8 | 97% | 4.8 |
| 100% | 4.9 | 99% | 5.0 |
| 100% | 5.0 | 99% | 5.0 |
| | | 97% | 4.7 |
| | | 96% | 4.8 |

Faculty



Sufficient supervision
Appropriate level of supervision
Sufficient instruction
Faculty and staff interested in residency education
Faculty and staff create environment of inquiry

| % Program Compliant | Program Mean | % National Compliant | National Mean |
|---------------------|--------------|----------------------|---------------|
| 35% | 3.1 | 92% | 4.3 |
| 57% | 3.6 | 96% | 4.6 |
| 35% | 3.0 | 85% | 4.2 |
| 35% | 2.9 | 84% | 4.2 |
| 32% | 2.8 | 78% | 4.1 |

Evaluation



Able to access evaluations
Opportunity to evaluate faculty members
Satisfied that evaluations of faculty are confidential
Opportunity to evaluate program
Satisfied that evaluations of program are confidential
Satisfied that program uses evaluations to improve
Satisfied with feedback after assignments

| % Program Compliant | Program Mean | % National Compliant | National Mean |
|---------------------|--------------|----------------------|---------------|
| 100% | 5.0 | 99% | 4.9 |
| 100% | 5.0 | 99% | 4.9 |
| 73% | 3.9 | 84% | 4.2 |
| 97% | 4.9 | 98% | 4.9 |
| 78% | 4.1 | 86% | 4.3 |
| 32% | 2.9 | 73% | 4.0 |
| 51% | 3.4 | 70% | 3.9 |

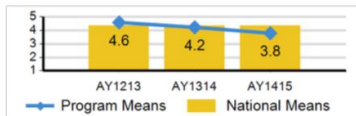
Educational Content



Provided goals and objectives for assignments
Instructed how to manage fatigue
Satisfied with opportunities for scholarly activities
Appropriate balance for education
Education (not) compromised by service obligations
Supervisors delegate appropriately
Provided data about practice habits
See patients across variety of settings

| % Program Compliant | Program Mean | % National Compliant | National Mean |
|---------------------|--------------|----------------------|---------------|
| 97% | 4.9 | 95% | 4.8 |
| 86% | 4.5 | 92% | 4.7 |
| 46% | 3.5 | 76% | 4.0 |
| 46% | 3.4 | 79% | 4.1 |
| 35% | 3.3 | 69% | 3.9 |
| 97% | 4.2 | 99% | 4.6 |
| 57% | 3.3 | 68% | 3.7 |
| 97% | 4.9 | 95% | 4.8 |

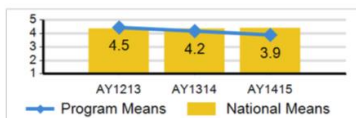
Resources



Access to reference materials
Use electronic medical records in hospital*
Use electronic medical records in ambulatory setting*
Electronic medical records integrated across settings*
Electronic medical records effective
Provided a way to transition care when fatigued
Satisfied with process to deal with problems and concerns
Education (not) compromised by other trainees
Residents can raise concerns without fear

| % Program Compliant / % Yes* | Program Mean | % National Compliant / % Yes* | National Mean |
|------------------------------|--------------|-------------------------------|---------------|
| 100% | 5.0 | 99% | 5.0 |
| 92% | 4.7 | 97% | 4.9 |
| 100% | 5.0 | 97% | 4.9 |
| 81% | 4.6 | 82% | 4.5 |
| 97% | 4.2 | 94% | 4.1 |
| 65% | 3.6 | 80% | 4.2 |
| 43% | 3.3 | 80% | 4.1 |
| 59% | 3.6 | 91% | 4.5 |
| 38% | 3.2 | 80% | 4.2 |

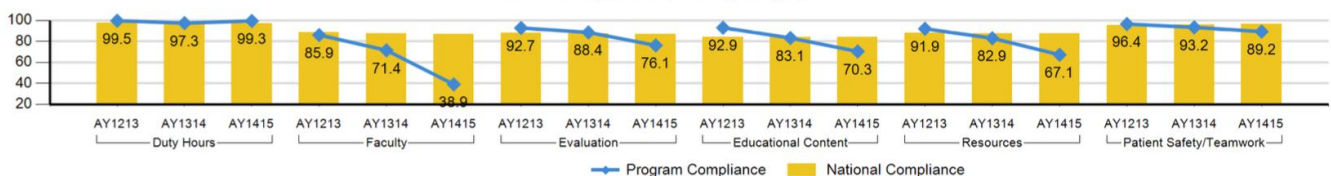
Patient Safety/Teamwork



Tell patients of respective roles of faculty and residents
Culture reinforces patient safety responsibility
Participated in quality improvement
Information (not) lost during shift changes or patient transfers
Work in interprofessional teams
Effectively work in interprofessional teams

| % Program Compliant | Program Mean | % National Compliant | National Mean |
|---------------------|--------------|----------------------|---------------|
| 100% | 4.5 | 99% | 4.6 |
| 95% | 4.0 | 99% | 4.5 |
| 68% | 3.7 | 86% | 4.4 |
| 95% | 3.5 | 97% | 4.0 |
| 100% | 4.2 | 98% | 4.6 |
| 78% | 3.4 | 99% | 4.3 |

Total Percentage of Compliance by Category



SEMCME Program Director Workshop: ACGME Survey Group Activity

1. Using the highlighters provided, mark the areas of significant non-compliance and poor performance on this ACGME Survey Report.

2. What are the 3 things that concern you the most about these survey results?

List them here:

1. _____

2. _____

3. _____

3. Are there any 3-year trends of non-compliance to report?

List 3 of them here:

1. _____

2. _____

3. _____

4. What are 3 things you would do to address these ACGME survey results?

List them here:

1. _____

2. _____

3. _____